

Set 1 and 2 sounds



Part of the lesson	Prep
Ditty Speed Sound Lesson on the carpet area https://schools.ruthmiskin.com/resources/watch/573/	
Teach Set 1 Special Friends <ul style="list-style-type: none"> SAY MTYT sound <ul style="list-style-type: none"> Card, picture & rhyme FT words from the sound card 2/3 words → <u>Chn</u>. repeat FT and blend READ Flip the card. Link to sound chart. REVIEW Spot the focus sound in the pack (10-12 cards) 	Focus Sound:
Teach Word Time 1.5-1.6 <ul style="list-style-type: none"> Include some cards with focus sound (6 cards). Dots and dashes. SF – FT – RTW (Repeat back word to children) 	Cards x 6:
Review Word Time 1.1-1.4 <ul style="list-style-type: none"> Have a mixture of cards in the review pile. Change them each day. Read through using SF – FT – RTW with no dots and dashes Then, FIH → SF – FT – RTW (Don't repeat word back) Push cards forwards Speedy reading 	Cards x 6:
Assessment: Nonsense Words (3 sound words) <ul style="list-style-type: none"> 3 with previously taught sounds but have a mixture. Change them every day. SF – FT – RTW (Don't repeat word back) 	Cards x 3:
Spelling at the tables (1... 2... 3...)	
Spell using Fred Fingers <ul style="list-style-type: none"> Say sounds → write sounds (Set 1 sounds) Say words (1.5 & 1.6 words) Hold up fingers Pinch and say Say and write (underlining special friends) Ask children to say the sound as you write the word on the board. Check and mark (Tick or fix) 	4 words (2 new, 2 review)
Reading https://schools.ruthmiskin.com/resources/watch/596/	
Story Green Words <ul style="list-style-type: none"> SF – FT – RTW (Say the word back) 	Cards from pouch
Speedy Green Words	Cards from pouch
Red Word Cards <ul style="list-style-type: none"> Say the word to the children MTYT FT MTYT Point out the tricky sound MTYT Children read all the red words once more through 	Cards from own red pack
Move to tables (1...2...3...)	
Partner Practice – Ditty Speed Sounds, Story Green Words, Red Words, Speedy Green Words <ul style="list-style-type: none"> Partner 1 teaches partner 2 with teaching stick, then swap for next part 	Lollypop sticks and books
Ditty Introduction	In book
First Read – Children (Partners read 1 line each and then swap)	
Read Aloud – Teacher (Children turn over their sheets)	
Jump-in	

m



Stretch: mmmountain
Handwrite: Maisie, mountain,
mountain .

a



Source: a-a-a-a-apple
Handwrite: Round the apple,
down the leaf

S



Stretch: ssssnake

Handwrite: Slither down the snake

d



Bounce: d-d-d-dinosaur

Handwrite: Round his bottom,
up his tall neck, down to his feet.

t



Bounce: t-t-t-tower

Handwrite: Down the tower,
across the tower

i



Bounce: i-i-i-insect

Handwrite: Down the body, dot
for the head

n



Stretch: nnnnet
Handwrite: Down Nobby,
over his net

p



Bounce: p-p-p-pirate

Handwrite: Down the plait and
over the pirate's face

g



Bounce: g-g-g-girl

Handwrite: Round her face, down
her hair and give her a curl

O



Bounce: O-O-O-Orange

Handwrite: All around the orange

C



Bounce: c-c-c-caterpillar
Handwrite: Curl around the
caterpillar

k



Bounce: k-k-k-kangaroo

Handwrite: Down the kangaroo's
body, tail and leg

u



Bounce: u-u-u-umbrella
Handwrite: Down and under, up
to the top and draw the puddle

b



Bounce: b-b-b-boot

Handwrite: Down the laces to the
heel, round the toe

f



Stretch: ffffflower

Handwrite: Down the stem, and
draw the leaves

e



Bounce: e-e-e-egg

Handwrite: Lift off the top and
scoop out the egg

l



Stretch: lllleg

Handwrite: Down the long leg


h



Bounce: h-h-h-horse

Handwrite: Down the head to the
hooves and over his back


r



Stretch: rrrrobot

Handwrite: Down his back, then
curl over his arm

j



V



Stretch: vvvvvulture

Handwrite: Down a wing, up a
wing

y



Bounce: y-y-y-yak

Handwrite: Down a horn up a
horn and under his head

w



Bounce: w-w-w-worm

Handwrite: Down, up, down, up

Z



Stretch: zzzzip

Handwrite: Zig-zag-zig

X



Bounce: x-x-x-exercise

Handwrite: Down the arm and
leg and repeat the other side

q



Bounce: qu-qu-qu-queen

Handwrite: Round her head,
up past her earrings and down
her hair

sh th

ch

ng nk

ay



may I play?

2. day, play, may, way, lay, say, tray, spray

ar



start the car

2. car, bar, star, park, smart, start, sharp, spark

ee



what can you see?

2. see, three, been, green, seen, keep,
need, sleep, feel

ir



whirl and twirl

2. girl, bird, third, whirl, twirl, dirt

oy




ow



blow the snow

2. blow, snow, slow, show, know, flow, glow


or



shut the door

2. sort, short, worn, horse, sport,
snort, fork


ou



shout it out

2. out, shout, loud, mouth, round, found


oo



look at a book

2. took, look, book, shook, cook, foot


oo



poo at the zoo

2. too, zoo, mood, fool, pool, stool, moon, spoon

igh



air

